



AP-1



# LEADING THE PACK

Skilfully blending artistry, expert knowledge and cutting-edge technology, APEX prides itself on being the new front runner in the elite road car bracket, balancing the need for sustainability with the feel of a genuine racing experience. We are creating cars with the power to be worshipped both as individual works of art and the undisputed kings of the road. With core specialisms in high performance automotive and Formula 1 race car engineering, vehicle dynamics and systems, advanced composites technology and vehicle design and styling, the team at APEX is experienced at the cutting edge of Automotive Design.



## HIGH PERFORMANCE

**A sensational, high performance driving experience.**

Whether on road or on track the AP-1 delivers.

With its class leading low weight, formula race inspired suspension and chassis design, high performance powertrain and exceptional downforce-generating aerodynamics, the APEX AP-1 offers a truly sensational, uncompromising high-performance driving experience.

### **Light**

Our core philosophy when designing the AP-1 was to reduce the weight of the car as much as possible.

By reducing weight, the engine power required to achieve high performance is also reduced, so the engine and gearbox can be made smaller, making the car even lighter. A lighter car means lower forces exerted on the car so other components such as the suspension can become lighter too. The result of this attention to detail is a tub that weighs only 65kg.

### **Fast**

Light components result in faster acceleration, harder braking and tighter cornering.

### **Strong**

The APEX team optimised every part and employed cutting edge design, manufacturing and materials technology, to create exceptional structural rigidity. This in turns gives the AP-1 better chassis dynamics, whilst the structural Tub has been designed to meet FIA side impact standards.

**APEX**



**2.5 SECONDS**

0 - 100KPH

**620KG**

KERB WEIGHT

**6 SECONDS**

0 - 161 KPH

**280KPH**

TOP SPEED

**400BHP**

HORSEPOWER

**10.5 SECONDS**

0 - 161 - 0KPH



# THE TUB

At the heart of the APEX AP-1 is a patented carbon fiber composite tub. Designed in house, it weighs just 65kg and is built to FIA standards of strength and stiffness.

It consists of custom-engineered carbon side-pods and a dash panel with an integrated structural cross beam. These are bonded to the bulkhead and floor panels, which are made from high precision, laser cut, composite aluminium sandwich panels.

The tub has been designed to be used for both left or right-hand drive cars, meaning that there are no design compromises in structure or package made for either variant.

A finished car can be converted from right-hand drive to the other in just a few hours.




**APEX**



# THE UNIQUE FEET-UP DRIVING POSITION

The feet-up driving position offers an intriguing formula one-style driving experience, with the closest possible connection between driver, car and road. It also allows the incorporation of front diffuser aerodynamics into the design of the car, providing unparalleled levels of downforce with minimal drag.

The AP-1 corners unlike any other comparable car.



## SUSPENSION

The suspension layout of the AP-1 features common lightweight uprights and unequal length dual wishbones front and rear.

For optimum dynamic control the rear wishbones are spherically jointed inboard and outboard. The front wishbones have spherical joints outboard but use super pro urethane bushes inboard for improved noise, vibration, and harshness (NVH).

The front and rear dampers are double adjustable with high performance springs fitted as standard. The rear dampers are direct acting to the rear frame, with turnbuckle adjustment for fine ride height changes after corner weighting. The front dampers are adjusted via inboard rockers and turnbuckle pushrods.

APEX




# AERODYNAMICS

---

The AP-1 was extensively refined using the latest CFD software, tested in the MIRA wind tunnel and validated on both race tracks and the road.


The AP-1 can produce staggering downforce from speeds as low as 60mph and generates over 500kg of downforce at 150mph. The result is a super-lightweight, highly efficient sports car with amazing traction and top-notch levels of cornering grip.



# UNDERFLOOR

---

The class-leading aerodynamic performance of the AP-1 is due to its downforce generating floor. The underside of the car begins with a custom-machined marine plywood front splitter that guides airflow as it hits the front of the car, and a central flat floor panel which creates a large and aerodynamically clean surface. Behind the splitter, and under the driver's feet, two large front diffusers create a low pressure area, sweeping underfloor air out behind the front wheel, thereby generating downforce and front end grip. With the AP-1 uniquely generating appreciable front-end downforce, we can increase the rear downforce without adversely affecting stability, the resulting very large double stage rear diffuser controls the remaining airflow and reduces air pressure under the rear of the car.



# UNCOMPROMISING YET USABLE

---

The AP-1 had to offer the very best racing performance but without compromising usability on road. There is over 200 litres of secure luggage space, map pockets, USB mobile phone charging and a rear-view camera. APEX will also be offering a full, laminated glass, heated front windscreen as standard.





# AP-1 LAUNCH EDITION

Limited to 10 units in the world.

AP-1 Launch Edition Owners’ Pack

- 2 carbon fiber FIA approved helmets
- 1 complimentary track day experience
- Premium bespoke owner gift box
- APEX Owners Club membership

Contact [sales@apexcarshk.com](mailto:sales@apexcarshk.com) or visit [apexcarshk.com](http://apexcarshk.com) to configure and buy your AP-1 Launch Edition.

APEX



BLACK NAKED CARBON FIBER  
BODY WORK



RED NAKED CARBON FIBER  
BODY WORK



PURPLE NAKED CARBON FIBER  
BODY WORK



BLUE NAKED CARBON FIBER  
BODY WORK

## TECHNICAL SPECIFICATION

Powertrain	
Engine.....	Ford 2.3L Ecoboost
Power.....	405 PS (400 bhp) (303kW)@6,200rpm
Torque.....	368 (lb-ft) 500 Nm@2,500rpm
Bhp per Ton.....	645 bhp
Transmission.....	Hewland 6-Speed Gearbox

Chassis	
Suspension Type.....	Double Wishbone, Double Adjustable Dampers
Wheel Sizes.....	7J x 17 Front, 9J x 18 Rear
Tyre Sizes.....	215 / 45 / R17 Front, 245 / 40 / R18 Rear
Tyre Type.....	Toyo R888 or Yokohama Advan A050

Performance	
Top Speed.....	280 kph (174 mph)
0-100kph (0-62mph).....	2.5s
0-161kph (0-100 mph).....	6s
0-161-0kph (0-100mph-0).....	10.5s

Body	
Kerb Weight.....	620 KG
Body Structure.....	Carbon Fiber and Aluminium Composite Structural Tub
Vehicle Length.....	3,740mm
Vehicle Width.....	1,775mm
Vehicle Height.....	1,070mm
Wheel Base.....	2,525mm
Ground Clearance.....	110mm (adjustable)
Turning Circle.....	10.2m
Weight Distribution.....	46 / 54





**COMING SOON. GENEVA. MARCH 2020.**

[apexcarshk.com](http://apexcarshk.com)

General Enquiry: [info@apexcarshk.com](mailto:info@apexcarshk.com)

Sales : [sales@apexcarshk.com](mailto:sales@apexcarshk.com)

Telephone: (852) 2426 2800



[apexcarshk](https://www.instagram.com/apexcarshk)

© 2019 APEX MOTORS. ALL RIGHTS RESERVED.

**AP-0**

